



TQF-W-E TYPE

— Round Flange Double-Wide Pilot End Type —



part number structure

example **TQF25GWUU-E-SK**



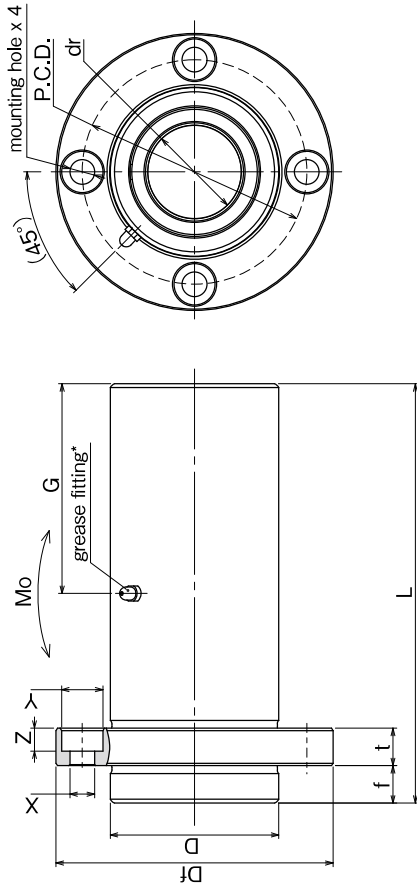
Doublelip-seal is available for size 6 to 30.

part number*	number of ball circuits	dr		D tolerance	L tolerance	major dimensions			flange	
		mm	μm			mm	mm	mm	mm	mm
TQF16GUUW-E	4	16	0/-9	32	±0.3	70	8	54	8	43
TQF20GUUW-E	5	20	0	40		80	8	62	8	51
TQF25GUUW-E	6	25	-12	52		112	10	74	10	60
TQF30GUUW-E	6	30	0	60		123	10	82	10	67
TQF35GUUW-E	6	35	0	65		135	13	96	13	78
TQF40GUUW-E	6	40	-15	65		151	13	101	13	83

* Seals-on-both-sides is standard.

**TQF16G~25G : M3-1 grease fitting TQF30G~40G : A-M6x1

Surface treatment is optional.



X×Y×Z mm	grease fitting G		eccentricity μm	perpendicularity μm	basic load rating		allowable static moment Mo N·m	shaft diameter mm
	mm	mm			dynamic C	static Co		
5.5×9×5.1	35	35	15	15	1,230	2,350	19.7	16
5.5×9×5.1	40	40			1,400	2,740	26.8	20
6.6×11×6.1	56	56	20	20	1,560	3,140	43.4	25
6.6×11×6.1	61.5	61.5			2,490	5,490	82.8	30
9×14×8.1	67.5	67.5	25	25	2,650	6,270	110	35
9×14×8.1	75.5	75.5			3,430	8,040	147	40

1N≒0.102kgf 1N·m≒0.102kgf·m